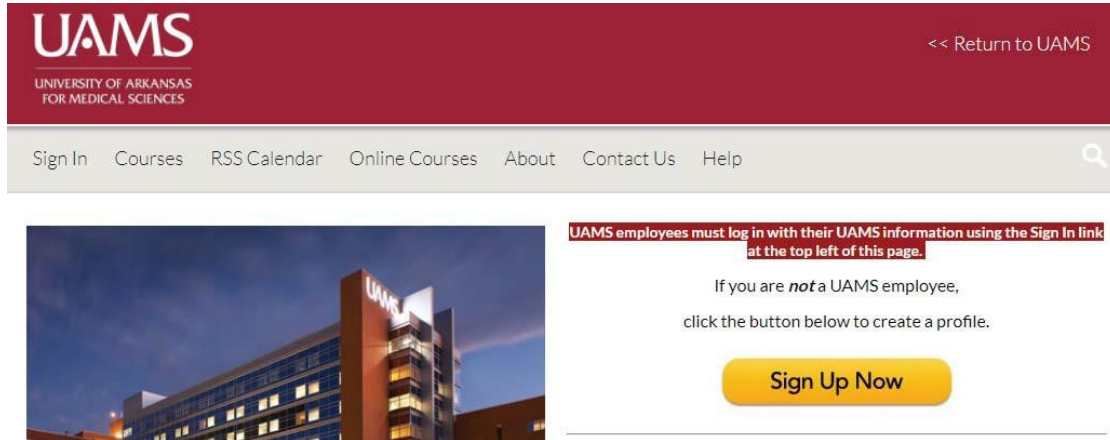


How to Create an Account in CloudCME

If you are not a UAMS employee, please follow the instructions below.

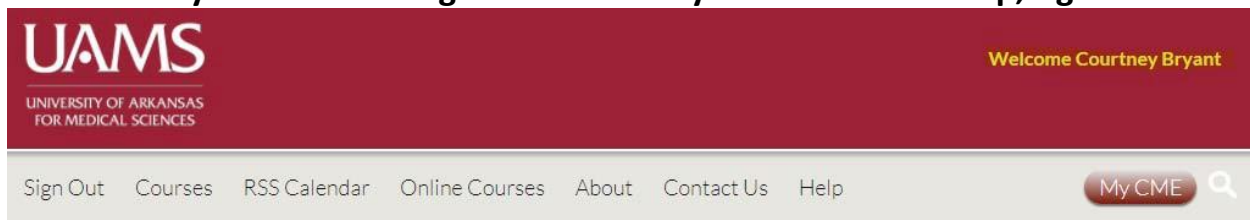
Go to our website: <https://uams.cloud-cme.com>

1. Click on the Yellow Sign-Up Now button




2. Fill out the Profile Questions and Click Submit at the bottom of the page. *All red areas must be filled out.*

3. Then you should be signed in and see your name in the top, right corner.



4. If you are not automatically logged in, go to the Log In button on the top, left side of the screen.



5. Then sign in with your Email and Password.

If you have any problems, please call the UAMS Office of Continuing Education at 501-661-7962 for assistance.

How to Sign In and Download a Transcript from CloudCME

Go to <https://uams.cloud-cme.com/aph.aspx>.

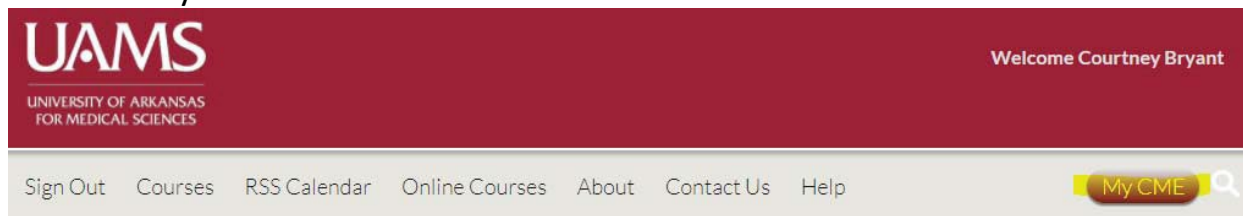
Click "Sign In" on the top left.

If you are an UAMS employee:

- Click on "Sign in with your UAMS ID"
- Your user name is UAMS network user name **followed by @uams.edu**
- Enter your UAMS network password. Click Sign in.

Otherwise, sign in using your Email and Password.

Click on the My CME button.



Click on the Transcript button.

Instructions: Click a button to proceed.



From there you can Download and Save, Email, and Print your transcript. Enter the desired date range. Hit the enter button after changing the date and the page will refresh.

Transcript

You can also Upload certificates and transcripts from other accrediting bodies and keep your records all in one place.

INSTRUCTIONS FOR PAIRING CELL PHONE TO CloudCME PROFILE and Texting Attendance

In order for this to work, you first have to have a profile in CloudCME and pair your cell phone to your profile so that the system will recognize you. See instructions below:

- Text your email address used in CloudCME to this number: **(501) 406-0076**.



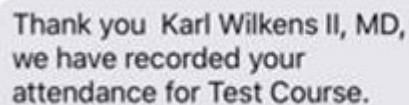
Kwilkens@multiweb.com

- You should receive a response like this:



Thank You Karl Wilkens II, MD,
your phone number has been
updated to: [6154487910](tel:6154487910)

- If you get a response that says, "User not found in system," after today's session, go to our website: <https://uams.cloud-cme.com/aph.aspx> and create or edit your profile.
 - Then try texting your email address again to **(501) 406-0076**.
 - Once your phone is paired to your CloudCME account, you are ready to text in your attendance.
- Text the Activity Code, including the hyphen between the sets of numbers, to **(501) 406-0076**. You will get a response like this:




Thank you Karl Wilkens II, MD,
we have recorded your
attendance for Test Course.

- You are able to text attendance 15 minutes prior to the start of and up to 12 hours after the session.

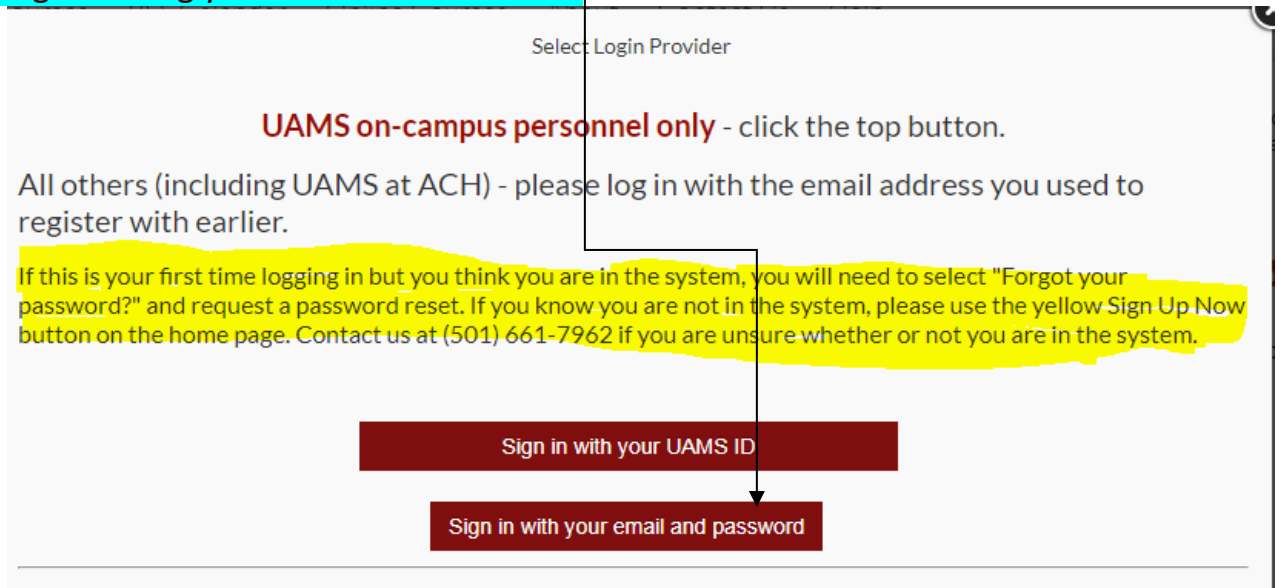
If you have any problems pairing your phone, accessing your profile in CloudCME or recording your attendance, please call the Office of Continuing Education at (501) 661-7962.

How to Sign In to your CloudCME Account

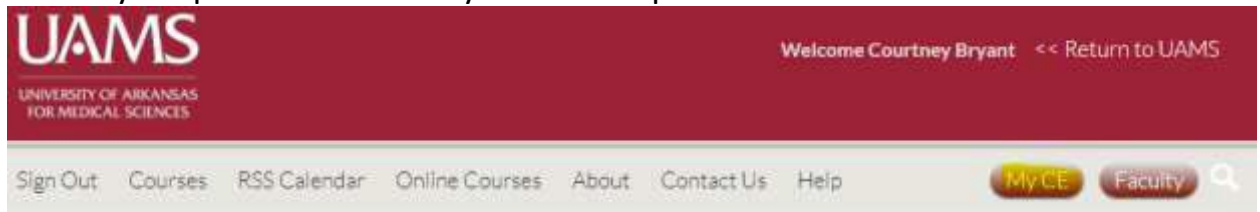
1. Go to <https://uams.cloud-cme.com/aph.aspx>.
2. If you have been recording your attendance, there should be an existing account, so Click Sign In on the top left



3. Sign in using your Email and Password




4. You will see your name in the top right corner. Click on the MY CE button to edit your profile and check your transcript.



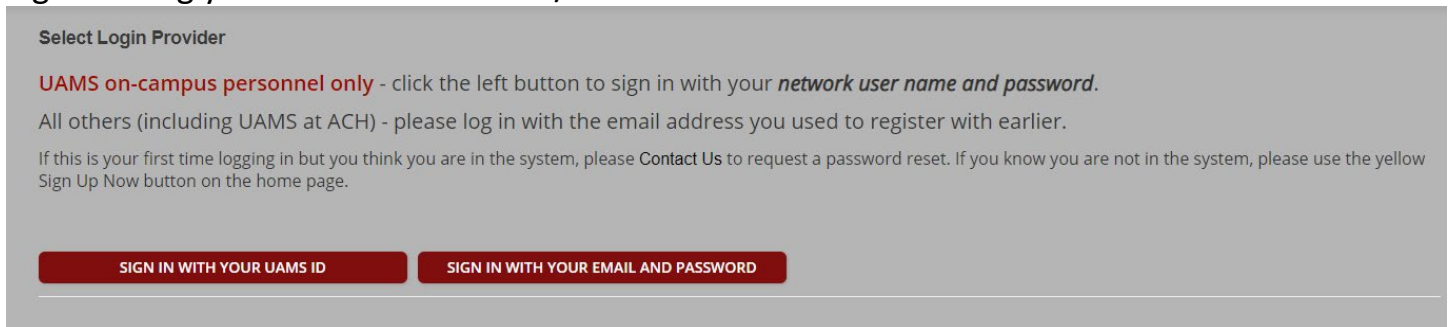
If you have any questions or concerns, please contact the UAMS Office of Continuing Education office at (501) 661-7962.

How to Sign In to your CloudCME Account

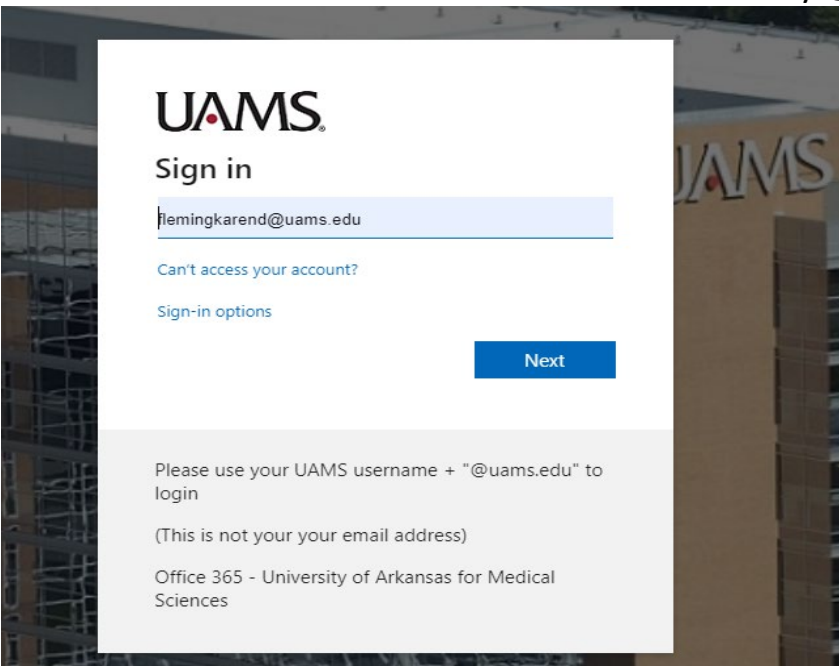
1. Go to <https://uams.cloud-cme.com/aph.aspx>.
2. If you have been recording your attendance, there should be an existing account, so Click Sign In on the top left



3. Sign in using your UAMS Credentials/ID



4. Your user name is UAMS network user name followed by @uams.edu



5. Enter your UAMS network password. Click Sign in.



← flemingkarend@uams.edu

Enter password

.....|

[Forgot my password](#)

Sign in

Below is the next screen. Answer the question and click the appropriate answer.



flemingkarend@uams.edu

Stay signed in?

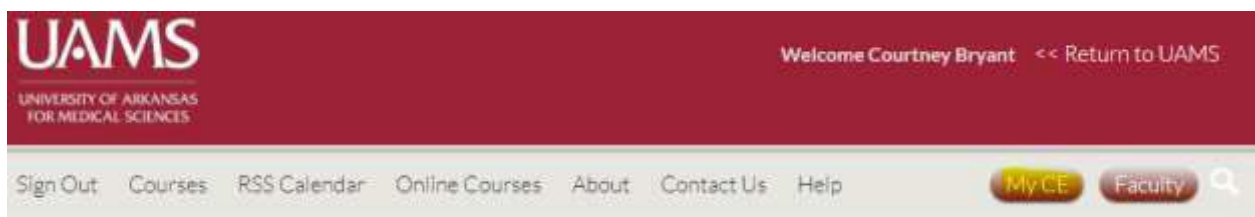
Do this to reduce the number of times you are asked to sign in.

Don't show this again

No

Yes

- You will see your name in the top right corner. Click on the MY CE button to edit your profile and check your transcript.



If you have any questions or concerns, please contact the UAMS Office of Continuing Education office at (501) 661-7962.